

Grain Direct Glue

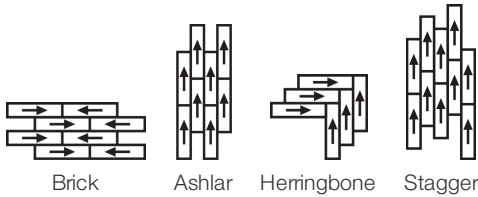
Collection	Grain + Pigment	
Style Number	0502V	
Construction	Heavy Commercial Luxury Vinyl Tile	
class	Class III, Type B	
Finish	ExoGuard®	
	U.s.	Metric
Nominal Dimensions	7 in w x 48 in l	18 cm w x 122 cm l
Actual Dimensions	7.00 in w x 48.00 in l	17.78 cm w x 121.92 cm l
Wear Layer Thickness	20 mil (0.02 in)	0.51 mm
Overall Product Thickness	0.098 in	2.5 mm
Edge Profile	Squared Edge	
Installation Type	Dry Back	
Installation	Direct Glue	
Recommended Adhesive	S150-95 Resilient Tile Spray, 4200 Resilient Tile 4 Gallon, 2200 Resilient Tile 4 Gallon or 4151 Multi-Use Premium 4 Gallon	

Packaging

Pieces Per Box	15 pcs	
Area Per Box	34.98 sq ft	3.25 sq m
Weight Per Box	29.32 lbs	13.3 kg



Recommended Installation Method



Coordinating Products

LVT: Grain Floating, Pigment Floating, Pigment Direct Glue

Performance + Testing

Residual Indentation (Astm F1914)	Passes
Resistance To Heat (Astm F1514)	Passes
Resistance To Light (Astm F1515)	Passes
Resistance To Chemicals (Astm F925)	Passes
Coefficient Of Friction (Astm D2407, Slip Resistance)	>0.6, meets the recommended static coefficient of friction for ADA walking surfaces and accessible routes

Test Reports may be included or listed by the manufacturing/inventory style number as opposed to the noted selling style number.

Warranties

15 Year Commercial Limited  
[Commercial 15 Year Underbed Bond Warranty](#)

Diversity, Equity & Inclusion

We believe all humans are equal. Individually and collectively, we need to proactively create and promote opportunities that give everybody an equal footing in life. We nurture an environment where every voice and perspective can be heard, and proactively promote accessibility and inclusivity inside our network and beyond. One proof point is our ability to meet the criteria of the Social Fairness pillar of the Cradle to Cradle Product Standard. At Shaw Industries, we promote supplier participation that is reflective of Shaw's diverse customer base and local community. More than 42% of our spend\*\*\*\*\* is with small and diverse businesses. We believe having a strong Supplier Diversity Program is strategic for bringing more innovation to our businesses and openingnew markets for growth.

Attributes + Certifications

Health & Wellbeing

Material Ingredient Transparency

Health Product Declaration (HPD) | 1000 ppm Disclosure

Climate Impact

Environmental Product Declaration (EPD)

3rd Party Certified in Accordance with ISO 14025, EN 15804, & ISO 21930:2017

Embodied Carbon (Cradle to Gate)

7.307 Kg CO<sub>2</sub>/M<sup>2</sup>

Total Recycled Content

0% (Pre-Consumer 0% | Post-Consumer 0%)

Global Product Assessment

FloorScore® | Certified  
CE Marking (EN 14041) | 3rd Party Certified  
Country of Origin | Imported

Green Leed Contribution Credit

MR Credit: Building Product Disclosure and Optimization  
Material Ingredients - Option 1: Material Ingredient Reporting

MR Credit: Building Product Disclosure and Optimization  
Environmental Product Declarations - Option 1: Environmental Product Declaration (EPD)

EQ Credit: Low Emitting Materials  
Option 1: Product Category Calculations

Health Product Declaration (HPD) | 100 Ppm Disclosure

3rd Party Certified in Accordance with ISO 14025, EN 15804, & ISO 21930:2017

FloorScore Certified

[Installation Guidelines](#)

Maintenance Guidelines


















Please visit [www.shawcontract.com](http://www.shawcontract.com) for the most current warranty information.  
Specifications are subject to nominal manufacturing variance. Material supply and/or manufacturing processes may necessitate changes without notice.

This product is an exclusive design and may not be duplicated in any manner. Use of this design in the creation of another product design is also strictly prohibited.

\*\*\*\*\*Allowable spend is domestic (US) spend in categories in which we have diverse suppliers from which to choose. Compared to non-allowable spend which includes categories in which we do not have domestic, small or diverse suppliers available to meet our needs.

Visit [shawcontract.com/testing](http://shawcontract.com/testing) for more information.

### Available Colorways

					
Cocoa 64103 LRV 20.3 V2 - Slight Variation	Glow 64105 LRV 36.8	Parchment 64111 LRV 43.4 V2 - Slight Variation	Alabaster 64114 LRV 47.9 V3 - Moderate Variation	Buff 64140 LRV 30.3 V2 - Slight Variation	Nutshell 64150 LRV 14.4 V2 - Slight Variation
					
Ashen 64155 LRV 27.7 V2 - Slight Variation	Bare 64200 LRV 43 V2 - Slight Variation	Honey 64240 LRV 25.6 V2 - Slight Variation	Fog 64327 LRV 22 V3 - Moderate Variation	Alloy 64515 LRV 33.2	Weathered 64518 LRV 31.8 V2 - Slight Variation
					
Mercury 64530 LRV 26.9	Char 64549 LRV 7.4 V2 - Slight Variation	Cinder 64557 LRV 18	Earthen 64710 LRV 10.4 V3 - Moderate Variation	Bark 64720 LRV 14.1 V2 - Slight Variation	Clove 64740 LRV 8 V2 - Slight Variation
					
Chickory 64752 LRV 7.3 V2 - Slight Variation	Russet 64760 LRV 7.9 V2 - Slight Variation	Antler 64761 LRV 18.5 V2 - Slight Variation	Ginger 64820 LRV 16.7 V2 - Slight Variation		

### Color and Visual Variation Index

Shade and texture variation is inherent in all resilient products and can vary significantly from piece to piece. Samples should be used to assess color.

V1		V2		V3		V4	
	Uniform Appearance		Slight Variation		Moderate Variation		Substantial Variation

